

## Phaser 1 (P-115-SA / P-230-SA) Single Phase Simplex Control Panel


### STANDARD FEATURES:

UL / CUL Listed  
Indoor / Outdoor Service  
NEMA 4X Enclosure  
Padlockable Door  
NEMA 4X Red Alarm Light  
87 db(A) Audible Alarm (SS Cover)  
NEMA 4X Alarm Silence Switch

Alarm Test Switch  
HOA Pump Switch  
Pump Run Light  
Motor Circuit Breaker  
Control Circuit Breaker & Fusing  
3 Pole Magnetic Starter (fingersafe)

### FLOAT SWITCHES:

3- Pilot duty, narrow angle float enclosing a steel cased hermetically sealed mercury switch, normally open, 20' long, 18ga. SJOW cord.



### SPECIFICATIONS:

<u>MODEL</u>	<u>HP</u>	<u>FLA</u>	<u>VOLTAGE</u>	<u>ALARM</u>
P-115-SA	1hp	12	115V / 1PH / 60hz	Audible + Light
P-230-SA	2hp	12	230V / 1PH / 60hz	Audible + Light

Level control and high water alarm for Sump and Sewage basin pumps.  
Motor overload protection must be in the pump motor.

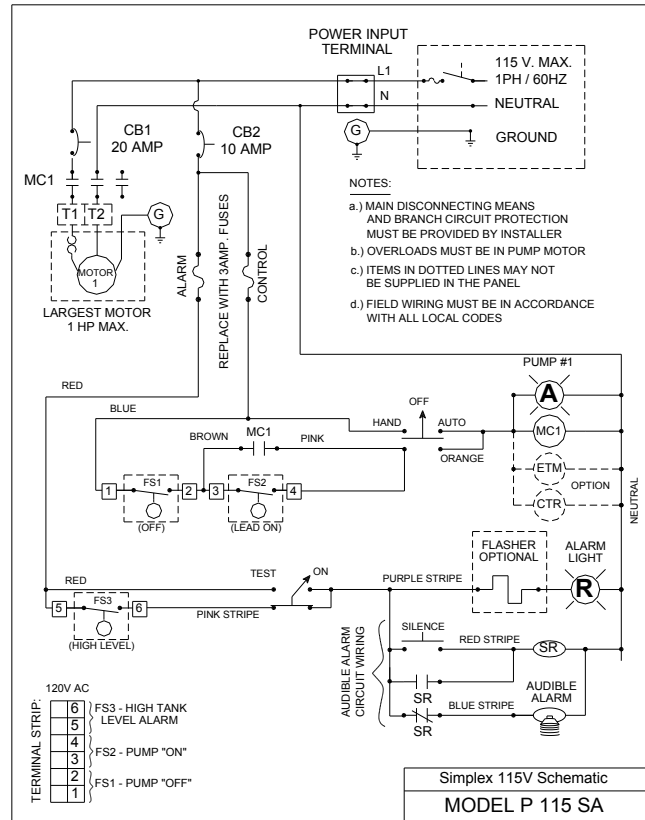
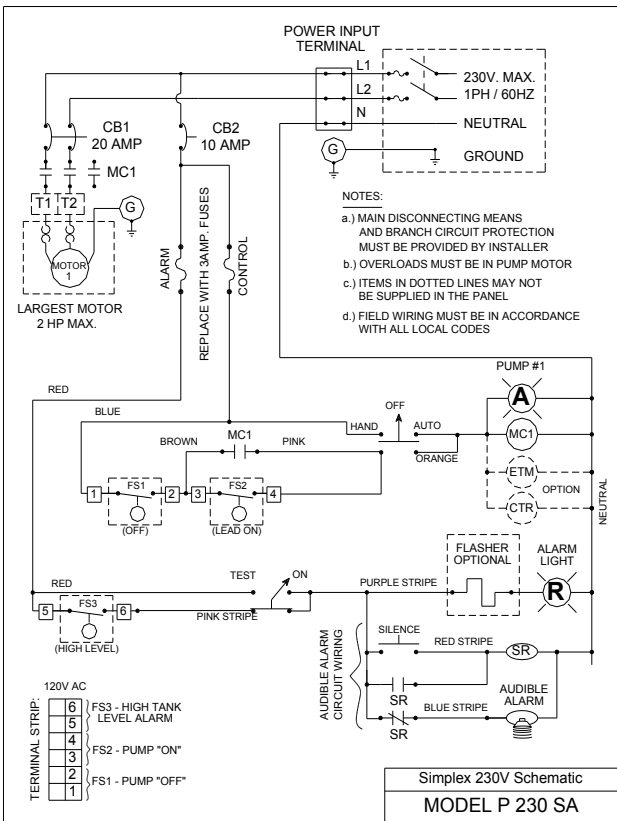
# FCP

## Phaser 1 (P-115-SA / P-230-SA)

### Single Phase Simplex Control Panel

PANEL OPTIONS:

- Dual power feed circuit 230V / 115V
- 18 Amp contactor upgrade
- Flasher Circuit
- Elapsed time meter
- Cycle counter
- Seal leak detection circuit with pilot light
- Inner door (dead front)
- Inner door (dead front) with GFI receptacle
- Alarm latching
- Auxiliary alarm contact



The specifications contained in this bulletin were effective at the time of publishing. We reserve the right to discontinue products at any time or to change specifications or design without incurring any obligation.

1875 Dewey Ave.  
P.O. Box 8583  
Benton Harbor MI 49023-8583

TEL - (269) 925-8812  
FAX - (269) 925-7888